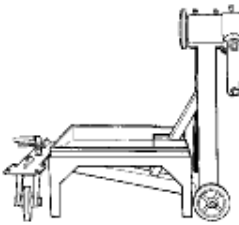

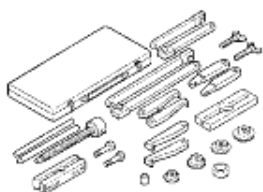
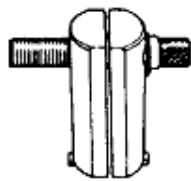
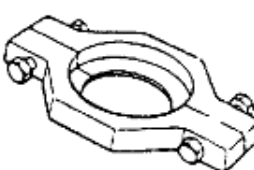
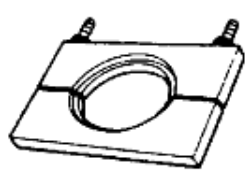
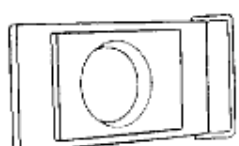

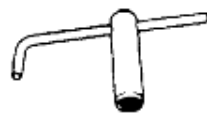
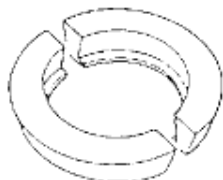
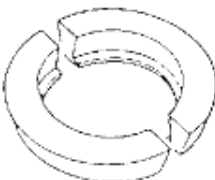
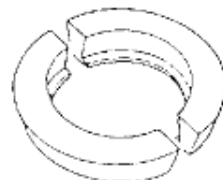


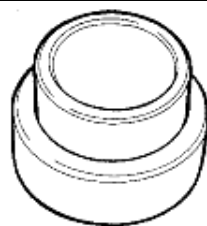





MANUAL TRANSAXLE

A6E941001029M01

49 0107 680A Engine stand		49 G019 0A0 Transaxle hanger set		49 0839 425C Bearing puller set	
49 FT01 361 Bearing remover		49 0636 145 Fan pulley boss puller		49 G030 370 Removing plate	
49 F401 366A Plate		49 G030 795 Oil seal installer		49 G030 440 Primary shaft holder	
49 B017 207 Attachment G		49 B017 208 Attachment H		49 B017 209 Attachment J	
49 F401 331 Body		49 F401 335A Attachment A		49 F401 336B Attachment B	
49 G030 338 Attachment E		49 G030 380D Shim selector set		49 G017 202 Preload adapter	
49 B017 102 Preload adapter		49 G030 455 Diff. side gear holder			

